

Streamlined Local Plan Survey

May 2021

1951-2021



**PEAK
DISTRICT
NATIONAL
PARK**








1. Our heritage has shaped the landscape and settlements; it connects us to the past. We think it is important that new developments fit in with the existing character of settlements. Do you agree?

| | | | Response Percent | Response Total |
|---|----------------------------|--|---------------------|-------------------|
| 1 | Strongly agree | | 54.15% | 235 |
| 2 | Agree | | 31.80% | 138 |
| 3 | Neither agree nor disagree | | 4.84% | 21 |
| 4 | Disagree | | 6.45% | 28 |
| 5 | Strongly disagree | | 1.84% | 8 |
| 6 | I don't know | | 0.69% | 3 |
| 7 | Not applicable to me | | 0.23% | 1 |
| | | | answered | 434 |
| | | | skipped | 8 |








2. If new developments fit in with the existing character, we are happy if they have innovative, sustainable designs that reflect modern living. Do you agree?

| | | | Response Percent | Response Total |
|---|----------------------------|--|---------------------|-------------------|
| 1 | Strongly agree | | 48.97% | 213 |
| 2 | Agree | | 39.77% | 173 |
| 3 | Neither agree nor disagree | | 5.29% | 23 |
| 4 | Disagree | | 2.53% | 11 |
| 5 | Strongly disagree | | 2.07% | 9 |
| 6 | I don't know | | 1.15% | 5 |
| 7 | Not applicable to me | | 0.23% | 1 |
| | | | answered | 435 |
| | | | skipped | 7 |







3. If a housing need is identified for local people we will permit small housing developments on greenfield sites that are within or on the edge of settlements. Do you agree?

| | | | Response Percent | Response Total |
|---|----------------------------|---|------------------|----------------|
| 1 | Strongly agree |  | 14.48% | 63 |
| 2 | Agree |  | 30.80% | 134 |
| 3 | Neither agree nor disagree |  | 12.18% | 53 |
| 4 | Disagree |  | 19.08% | 83 |
| 5 | Strongly disagree |  | 20.23% | 88 |
| 6 | I don't know |  | 2.53% | 11 |
| 7 | Not applicable to me |  | 0.69% | 3 |
| | | | answered | 435 |
| | | | skipped | 7 |







4. We will only permit housing that is available for anyone to buy, on previously developed (brownfield) sites. Do you agree?

| | | | Response Percent | Response Total |
|---|----------------------------|---|------------------|----------------|
| 1 | Strongly agree |  | 29.89% | 130 |
| 2 | Agree |  | 45.75% | 199 |
| 3 | Neither agree nor disagree |  | 12.64% | 55 |
| 4 | Disagree |  | 5.98% | 26 |
| 5 | Strongly disagree |  | 3.91% | 17 |
| 6 | I don't know |  | 1.15% | 5 |
| 7 | Not applicable to me |  | 0.69% | 3 |
| | | | answered | 435 |
| | | | skipped | 7 |








5. We believe that the new housing should be lived in as a home and not be used for the purpose of holiday or second homes. Do you agree?

| | | | Response Percent | Response Total |
|---|----------------------------|---|------------------|----------------|
| 1 | Strongly agree |  | 62.30% | 271 |
| 2 | Agree |  | 23.68% | 103 |
| 3 | Neither agree nor disagree |  | 6.90% | 30 |
| 4 | Disagree |  | 4.14% | 18 |
| 5 | Strongly disagree |  | 2.53% | 11 |
| 6 | I don't know |  | 0.46% | 2 |
| 7 | Not applicable to me | | 0.00% | 0 |
| | | | answered | 435 |
| | | | skipped | 7 |








6. Communities should lead on any development plans in their area, rather than us identifying sites for development. Do you agree?

| | | | Response Percent | Response Total |
|---|----------------------------|---|------------------|----------------|
| 1 | Strongly agree |  | 31.49% | 137 |
| 2 | Agree |  | 37.70% | 164 |
| 3 | Neither agree nor disagree |  | 17.24% | 75 |
| 4 | Disagree |  | 8.74% | 38 |
| 5 | Strongly disagree |  | 1.38% | 6 |
| 6 | I don't know |  | 3.45% | 15 |
| 7 | Not applicable to me | | 0.00% | 0 |
| | | | answered | 435 |
| | | | skipped | 7 |








7. Our current approach identifies 63 settlements as the most sustainable location for new housing (listed below). We should continue to allow development in these 63 areas. Do you agree? Alstonefield Ashford Bamford Baslow and Bubnell Beeley Biggin Birchover Bradwell Butterton Calton Calver Castleton Chelmorton Curbar Earl Sterndale Edale (Grindsbrook) Edensor Elton Eyam Fenny Bentley Flagg Flash Foolow Froggatt Great Hucklow Great Longstone Grindleford and Nether Padley Grindon Hartington Hathersage with Outseats Hayfield High Bradfield Low Bradfield Holme Hope Kettlethulme Little Hayfield Litton Longnor Middleton by Youlgrave Monyash Over Haddon Parwich Peak Forest Pilsley Rainow Rowsley Sheen Stanton in Peak Stoney Middleton Taddington Thorpe Tideswell Tintwistle Tissington Wardlow Warslow Waterhouses Wensley Wetton Winster Youlgrave

| | | | Response Percent | Response Total |
|---|----------------------------|--|------------------|----------------|
| 1 | Strongly agree |  | 9.66% | 42 |
| 2 | Agree |  | 28.97% | 126 |
| 3 | Neither agree nor disagree |  | 23.91% | 104 |
| 4 | Disagree |  | 12.18% | 53 |
| 5 | Strongly disagree |  | 14.02% | 61 |
| 6 | I don't know |  | 9.43% | 41 |
| 7 | Not applicable to me |  | 1.84% | 8 |
| | | | answered | 435 |
| | | | skipped | 7 |







8. We believe shops and community facilities should be located within existing settlements and their loss resisted. Do you agree?

| | | | Response Percent | Response Total |
|---|----------------------------|---|------------------|----------------|
| 1 | Strongly agree |  | 55.76% | 242 |
| 2 | Agree |  | 36.41% | 158 |
| 3 | Neither agree nor disagree |  | 4.15% | 18 |
| 4 | Disagree |  | 1.38% | 6 |
| 5 | Strongly disagree |  | 0.23% | 1 |
| 6 | I don't know |  | 1.84% | 8 |
| 7 | Not applicable to me |  | 0.23% | 1 |
| | | | answered | 434 |
| | | | skipped | 8 |

9. The design of new residential developments should provide an attractive setting for residents that has a positive impact on their health and wellbeing, for example, with well-lit, open, walkable links to services and facilities. Do you agree?

| | | | Response Percent | Response Total |
|---|----------------------------|---|------------------|----------------|
| 1 | Strongly agree |  | 47.22% | 204 |
| 2 | Agree |  | 38.43% | 166 |
| 3 | Neither agree nor disagree |  | 11.11% | 48 |
| 4 | Disagree |  | 1.85% | 8 |
| 5 | Strongly disagree |  | 0.69% | 3 |
| 6 | I don't know |  | 0.46% | 2 |
| 7 | Not applicable to me |  | 0.23% | 1 |
| | | | answered | 432 |
| | | | skipped | 10 |

10. In order to sustain the future of community facilities, we should use venues such as village halls and churches for a mix of uses such as social events, workspaces, clinics, out of school clubs etc. Do you agree?

| | | | Response Percent | Response Total |
|---|----------------------------|---|------------------|----------------|
| 1 | Strongly agree |  | 53.58% | 232 |
| 2 | Agree |  | 42.96% | 186 |
| 3 | Neither agree nor disagree |  | 2.08% | 9 |
| 4 | Disagree |  | 0.92% | 4 |
| 5 | Strongly disagree |  | 0.23% | 1 |
| 6 | I don't know | | 0.00% | 0 |
| 7 | Not applicable to me |  | 0.23% | 1 |
| | | | answered | 433 |
| | | | skipped | 9 |







11. Which do you think are most important for communities to have access to? Please tick:

| | | | Response Percent | Response Total |
|----|-------------------------------|--|------------------|----------------|
| 1 | Allotments | | 39.86% | 173 |
| 2 | Renewable source of energy | | 54.15% | 235 |
| 3 | Good internet access | | 73.50% | 319 |
| 4 | Playgrounds / play-areas | | 58.29% | 253 |
| 5 | Green spaces for biodiversity | | 64.52% | 280 |
| 6 | Open spaces | | 76.73% | 333 |
| 7 | Benches | | 30.88% | 134 |
| 8 | Community hall/church | | 46.08% | 200 |
| 9 | Shop | | 66.13% | 287 |
| 10 | Trees | | 69.35% | 301 |
| | | | answered | 434 |
| | | | skipped | 8 |







12. We should do our best to help combat climate change. Do you agree?

| | | | Response Percent | Response Total |
|---|----------------------------|--|------------------|----------------|
| 1 | Strongly agree | | 74.48% | 324 |
| 2 | Agree | | 19.31% | 84 |
| 3 | Neither agree nor disagree | | 3.68% | 16 |
| 4 | Disagree | | 0.69% | 3 |
| 5 | Strongly disagree | | 1.38% | 6 |
| 6 | I don't know | | 0.46% | 2 |
| 7 | Not applicable to me | | 0.00% | 0 |
| | | | answered | 435 |
| | | | skipped | 7 |








13. Carbon is stored in the materials of our buildings and used operationally in the day-to-day running of them. To help combat climate change, we should change and adapt buildings, to improve their energy efficiency, rather than knocking old buildings down and replacing them with new ones. Do you agree?

| | | | Response Percent | Response Total |
|---|----------------------------|---|------------------|----------------|
| 1 | Strongly agree |  | 52.76% | 229 |
| 2 | Agree |  | 32.03% | 139 |
| 3 | Neither agree nor disagree |  | 9.91% | 43 |
| 4 | Disagree |  | 3.46% | 15 |
| 5 | Strongly disagree |  | 1.15% | 5 |
| 6 | I don't know |  | 0.69% | 3 |
| 7 | Not applicable to me | | 0.00% | 0 |
| | | | answered | 434 |
| | | | skipped | 8 |






14. We believe smaller scale renewable technologies fit best with the national park's special character (e.g. roof based solar, hydro, smaller wind turbines). Larger scale wind turbines and large solar farms are less likely to be acceptable. Do you agree?

| | | | Response Percent | Response Total |
|---|----------------------------|---|------------------|----------------|
| 1 | Strongly agree |  | 38.85% | 169 |
| 2 | Agree |  | 39.31% | 171 |
| 3 | Neither agree nor disagree |  | 9.66% | 42 |
| 4 | Disagree |  | 7.59% | 33 |
| 5 | Strongly disagree |  | 3.68% | 16 |
| 6 | I don't know |  | 0.92% | 4 |
| 7 | Not applicable to me | | 0.00% | 0 |
| | | | answered | 435 |
| | | | skipped | 7 |








15. When determining planning applications new businesses should (tick all that you agree with):

| | | | Response Percent | Response Total |
|---|--|---|-----------------------------|---------------------------|
| 1 | Reduce the need to travel |  | 67.97% | 295 |
| 2 | Be accessible by sustainable modes of travel |  | 65.90% | 286 |
| 3 | Help to combat climate change |  | 68.66% | 298 |
| 4 | Conserve traditional character |  | 64.06% | 278 |
| 5 | Improve biodiversity |  | 54.61% | 237 |
| 6 | Create jobs |  | 73.50% | 319 |
| 7 | Improve internet access |  | 37.10% | 161 |
| | | | answered | 434 |
| | | | skipped | 8 |







16. Where do you think it is appropriate for new businesses to be located, tick all that you agree with:

| | | | Response Percent | Response Total |
|---|---|--|-----------------------------|---------------------------|
| 1 | On existing business parks |  | 95.16% | 413 |
| 2 | On new business parks |  | 15.44% | 67 |
| 3 | In converted traditional farm buildings |  | 67.74% | 294 |
| 4 | Above existing commercial buildings |  | 70.05% | 304 |
| 5 | Based at home, if appropriate |  | 72.12% | 313 |
| | | | answered | 434 |
| | | | skipped | 8 |








17. We believe the Peak District's landscapes should be allowed to change only in a way that enables and promotes the recovery of nature and increases its biodiversity. Do you agree?

| | | | Response Percent | Response Total |
|---|----------------------------|---|------------------|----------------|
| 1 | Strongly agree |  | 61.61% | 268 |
| 2 | Agree |  | 25.98% | 113 |
| 3 | Neither agree nor disagree |  | 7.82% | 34 |
| 4 | Disagree |  | 2.30% | 10 |
| 5 | Strongly disagree |  | 0.92% | 4 |
| 6 | I don't know |  | 0.92% | 4 |
| 7 | Not applicable to me |  | 0.46% | 2 |
| | | | answered | 435 |
| | | | skipped | 7 |







18. We should identify, map and safeguard wildlife-rich habitats, the 'stepping-stones' that connect them and 'areas for habitat management, enhancement, restoration or creation'. We must consider these areas when determining planning applications. Do you agree?

| | | | Response Percent | Response Total |
|---|----------------------------|---|------------------|----------------|
| 1 | Strongly agree |  | 64.75% | 281 |
| 2 | Agree |  | 27.42% | 119 |
| 3 | Neither agree nor disagree |  | 5.30% | 23 |
| 4 | Disagree |  | 1.15% | 5 |
| 5 | Strongly disagree |  | 0.46% | 2 |
| 6 | I don't know |  | 0.92% | 4 |
| 7 | Not applicable to me | | 0.00% | 0 |
| | | | answered | 434 |
| | | | skipped | 8 |



19. In the remote uplands and other wilder areas of the national park, exceptional development should only be permitted if it does not harm special qualities and also contributes to biodiversity. Do you agree?

| | | | Response Percent | Response Total |
|---|----------------------------|---|------------------|----------------|
| 1 | Strongly agree |  | 61.06% | 265 |
| 2 | Agree |  | 24.65% | 107 |
| 3 | Neither agree nor disagree |  | 7.37% | 32 |
| 4 | Disagree |  | 4.15% | 18 |
| 5 | Strongly disagree |  | 1.84% | 8 |
| 6 | I don't know |  | 0.69% | 3 |
| 7 | Not applicable to me |  | 0.23% | 1 |
| | | | answered | 434 |
| | | | skipped | 8 |








20. Road building in the national park should only be allowed if it is essential and results in an enhancement to the environment (essential is where it is in relation to access to new housing or business; replacing existing structures e.g. bridges/embankments/retaining walls; or where it is in the national interest). Do you agree?

| | | | Response Percent | Response Total |
|---|----------------------------|---|------------------|----------------|
| 1 | Strongly agree |  | 48.74% | 212 |
| 2 | Agree |  | 39.31% | 171 |
| 3 | Neither agree nor disagree |  | 6.67% | 29 |
| 4 | Disagree |  | 3.45% | 15 |
| 5 | Strongly disagree |  | 1.38% | 6 |
| 6 | I don't know | | 0.00% | 0 |
| 7 | Not applicable to me |  | 0.46% | 2 |
| | | | answered | 435 |
| | | | skipped | 7 |








21. Currently the former Matlock to Buxton (Monsal Trail) and Woodhead (Trans Pennine Trail) railway routes are safeguarded for future rail use. Should we change this to safeguard them as multi-user recreational routes e.g. walkers, runners, cyclists, horse-riders etc.

| | | | Response Percent | Response Total |
|---|-----|---|------------------|----------------|
| 1 | Yes |  | 69.63% | 298 |
| 2 | No |  | 30.37% | 130 |
| | | | answered | 428 |
| | | | skipped | 14 |








22. We usually only permit new or enlarged car parks to be created as part of new businesses, or to remove dangerous or obstructive roadside parking. Do you agree that we should stick with this approach?

| | | | Response Percent | Response Total |
|---|----------------------------|---|------------------|----------------|
| 1 | Strongly agree |  | 32.41% | 141 |
| 2 | Agree |  | 41.15% | 179 |
| 3 | Neither agree nor disagree |  | 11.03% | 48 |
| 4 | Disagree |  | 8.74% | 38 |
| 5 | Strongly disagree |  | 4.37% | 19 |
| 6 | I don't know |  | 2.07% | 9 |
| 7 | Not applicable to me |  | 0.23% | 1 |
| | | | answered | 435 |
| | | | skipped | 7 |








23. Larger recreation and tourism developments should be restricted to sites that are either: a) not reliant on being accessed by car; or b) can provide access by sustainable means of transport (e.g. public transport, bike, walking) as a condition of the development. Do you agree?

| | | | Response Percent | Response Total |
|---|----------------------------|---|------------------|----------------|
| 1 | Strongly agree |  | 40.28% | 174 |
| 2 | Agree |  | 34.49% | 149 |
| 3 | Neither agree nor disagree |  | 11.57% | 50 |
| 4 | Disagree |  | 8.80% | 38 |
| 5 | Strongly disagree |  | 2.55% | 11 |
| 6 | I don't know |  | 2.08% | 9 |
| 7 | Not applicable to me |  | 0.23% | 1 |
| | | | answered | 432 |
| | | | skipped | 10 |








24. It has been identified that there is a requirement for a new build hotel in Bakewell. Outside of Bakewell, new build hotel accommodation should be allowed only on brownfield (previously developed) sites that also enhance the local environment. Do you agree?

| | | | Response Percent | Response Total |
|---|----------------------------|---|------------------|----------------|
| 1 | Strongly agree |  | 45.06% | 196 |
| 2 | Agree |  | 35.86% | 156 |
| 3 | Neither agree nor disagree |  | 10.11% | 44 |
| 4 | Disagree |  | 4.37% | 19 |
| 5 | Strongly disagree |  | 2.07% | 9 |
| 6 | I don't know |  | 2.30% | 10 |
| 7 | Not applicable to me |  | 0.23% | 1 |
| | | | answered | 435 |
| | | | skipped | 7 |





25. Which of the following do you think are appropriate developments in the open countryside:

| | | | Response Percent | Response Total |
|---|-----------------------------------|--|------------------|----------------|
| 1 | Static caravans |  | 13.40% | 54 |
| 2 | Chalets / Lodges |  | 41.69% | 168 |
| 3 | Camping pods |  | 64.52% | 260 |
| 4 | Yurts |  | 59.06% | 238 |
| 5 | Shepherds huts |  | 67.25% | 271 |
| 6 | Caravan site for touring caravans |  | 32.01% | 129 |
| 7 | Basic campsite for tents |  | 89.83% | 362 |
| | | | answered | 403 |
| | | | skipped | 39 |








26. Given the increased demand for water from new developments in areas surrounding the national park, we believe we should continue to resist new reservoirs being built, rather than allowing new ones to be built. Do you agree?

| | | | Response Percent | Response Total |
|---|----------------------------|---|------------------|----------------|
| 1 | Strongly agree |  | 23.06% | 98 |
| 2 | Agree |  | 27.06% | 115 |
| 3 | Neither agree nor disagree |  | 19.53% | 83 |
| 4 | Disagree |  | 8.24% | 35 |
| 5 | Strongly disagree |  | 6.12% | 26 |
| 6 | I don't know |  | 15.29% | 65 |
| 7 | Not applicable to me |  | 0.71% | 3 |
| | | | answered | 425 |
| | | | skipped | 17 |

27. Planning controls over telecommunications infrastructure are to be relaxed. We believe, where possible, the national park should (tick those you agree with):

| | | | Response Percent | Response Total |
|---|-----------------------------------|--|------------------|----------------|
| 1 | control the location of new masts |  | 80.37% | 344 |
| 2 | limit the height of new masts |  | 63.08% | 270 |
| 3 | influence their design |  | 75.00% | 321 |
| 4 | encourage mast sharing |  | 76.40% | 327 |
| | | | answered | 428 |
| | | | skipped | 14 |








28. Strategic policies seek to gradually reduce the impacts and extent of quarries in order to reach a sustainable level that is compatible with the special qualities of the national park. We believe this approach should continue and that policies should only support small minerals sites for building and roofing stone for use primarily in the national park. Do you agree?

| | | | Response Percent | Response Total |
|---|----------------------------|---|------------------|----------------|
| 1 | Strongly agree |  | 37.56% | 163 |
| 2 | Agree |  | 36.18% | 157 |
| 3 | Neither agree nor disagree |  | 13.36% | 58 |
| 4 | Disagree |  | 5.53% | 24 |
| 5 | Strongly disagree |  | 3.46% | 15 |
| 6 | I don't know |  | 3.69% | 16 |
| 7 | Not applicable to me |  | 0.23% | 1 |
| | | | answered | 434 |








28. Strategic policies seek to gradually reduce the impacts and extent of quarries in order to reach a sustainable level that is compatible with the special qualities of the national park. We believe this approach should continue and that policies should only support small minerals sites for building and roofing stone for use primarily in the national park. Do you agree?

| | Response Percent | Response Total |
|--|------------------|----------------|
| | skipped | 8 |








29. We believe that the national park is not an appropriate place for larger scale tips or recycling sites. Do you agree?

| | Response Percent | Response Total |
|------------------------------|--|----------------|
| 1 Strongly agree |  | 63.13% 274 |
| 2 Agree |  | 23.73% 103 |
| 3 Neither agree nor disagree |  | 6.22% 27 |
| 4 Disagree |  | 4.15% 18 |
| 5 Strongly disagree |  | 1.15% 5 |
| 6 I don't know |  | 1.15% 5 |
| 7 Not applicable to me |  | 0.46% 2 |
| | answered | 434 |
| | skipped | 8 |








30. We believe it is appropriate to allow waste to be managed at a small scale in the community it arises. Do you agree?

| | Response Percent | Response Total |
|------------------------------|---|----------------|
| 1 Strongly agree |  | 28.57% 124 |
| 2 Agree |  | 54.61% 237 |
| 3 Neither agree nor disagree |  | 8.29% 36 |
| 4 Disagree |  | 3.23% 14 |
| 5 Strongly disagree |  | 2.30% 10 |
| 6 I don't know |  | 2.76% 12 |
| 7 Not applicable to me |  | 0.23% 1 |
| | answered | 434 |
| | skipped | 8 |

31. The Environment Act says existing mineral operations should end by 2042. In some cases the permitted reserves of mineral will not be extracted by that date. Should there be further discussions on whether permissions are extended within the national park to allow all the reserves to be extracted?

| | | | Response Percent | Response Total |
|---|----------------------------|---|------------------|----------------|
| 1 | Strongly agree |  | 14.48% | 63 |
| 2 | Agree |  | 31.26% | 136 |
| 3 | Neither agree nor disagree |  | 16.78% | 73 |
| 4 | Disagree |  | 14.94% | 65 |
| 5 | Strongly disagree |  | 11.95% | 52 |
| 6 | I don't know |  | 9.89% | 43 |
| 7 | Not applicable to me |  | 0.69% | 3 |
| | | | answered | 435 |
| | | | skipped | 7 |

36. What age are you?

| | | | Response Percent | Response Total |
|---|---------------|---|------------------|----------------|
| 1 | 17 or younger |  | 14.02% | 61 |
| 2 | 18-20 |  | 2.07% | 9 |
| 3 | 21-29 |  | 15.63% | 68 |
| 4 | 30-39 |  | 18.39% | 80 |
| 5 | 40-49 |  | 19.08% | 83 |
| 6 | 50-59 |  | 17.24% | 75 |
| 7 | 60 or older |  | 13.56% | 59 |
| | | | answered | 435 |
| | | | skipped | 7 |