

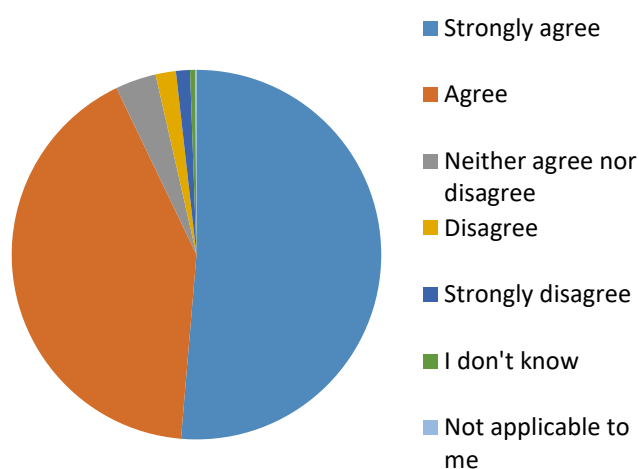
Local Plan survey

Oct – Dec 2020 results



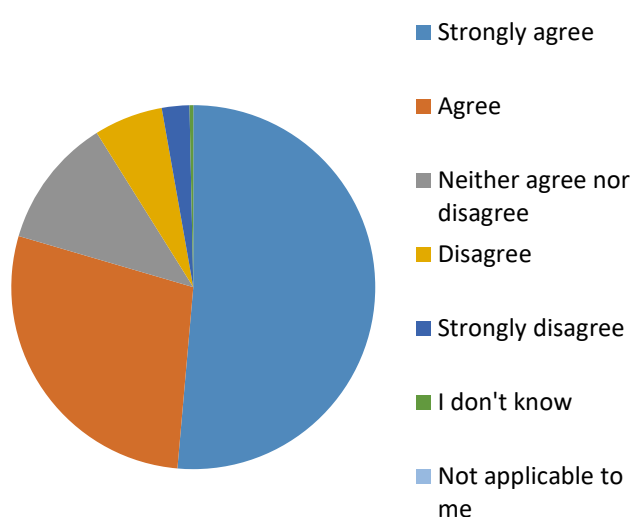
Q1. Our heritage has shaped the landscape and settlements, it connects us to the past. It is important that new development respects the heritage and character of settlements and the historic landscape whilst allowing for innovative design which reflects modern living. Do you agree?

Answer Choice	Response Percent	Response Total
1 Strongly agree	51.3%	461
2 Agree	41.5%	373
3 Neither agree nor disagree	3.6%	32
4 Disagree	1.8%	16
5 Strongly disagree	1.2%	11
6 I don't know	0.4%	4
7 Not applicable to me	0.1%	1
answered		898
skipped		8



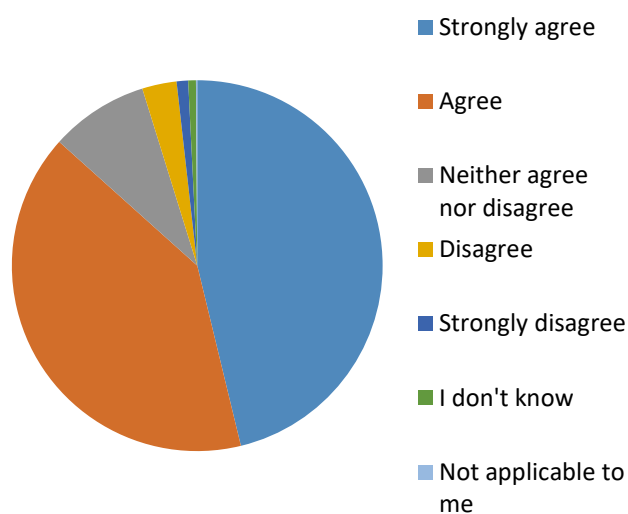
Q2. We all need to make changes to our lifestyles to help mitigate and adapt to climate change. As a National Park we should be pioneers of innovation and change. We should all do more than the minimum requirements set by the government to minimise the impact of climate change. Climate change should therefore underpin all of our policies? Do you agree?

Answer Choice	Response Percent	Response Total
1 Strongly agree	51.4%	462
2 Agree	28.1%	253
3 Neither agree nor disagree	11.6%	104
4 Disagree	6.1%	55
5 Strongly disagree	2.4%	22
6 I don't know	0.3%	3
7 Not applicable to me	0.0%	0
answered		899
skipped		7



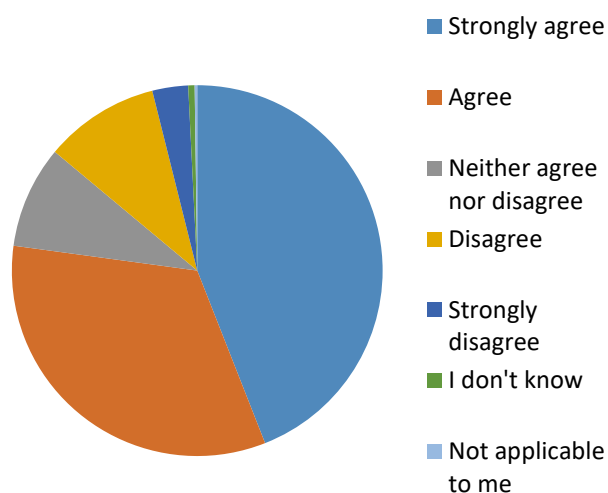
Q3. Carbon is stored in the fabric of our buildings (materials) and used operationally in the day to day running of them. To help combat climate change, we should make best use of what we have through reuse and/or retrofitting (post construction changes) with energy efficiency measures before considering knocking down and rebuilding. Do you agree?

Answer Choice		Response Percent	Response Total
1	Strongly agree	46.2%	415
2	Agree	40.4%	363
3	Neither agree nor disagree	8.6%	77
4	Disagree	3.0%	27
5	Strongly disagree	1.0%	9
6	I don't know	0.7%	6
7	Not applicable to me	0.1%	1
		answered	898
		skipped	8



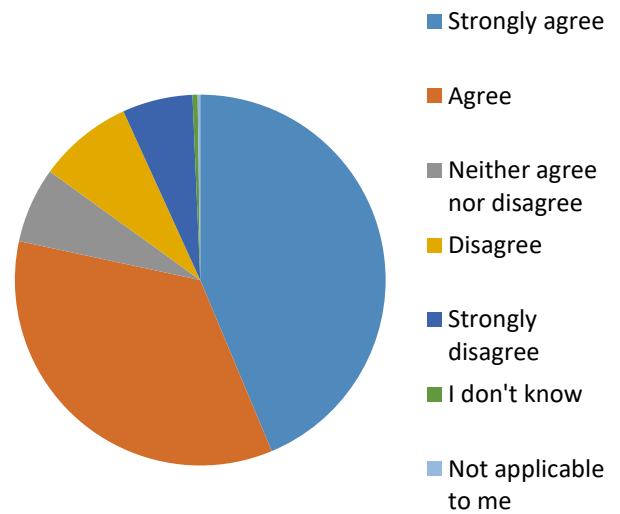
Q4. We believe smaller scale renewable technologies fit best with the national park's special character (e.g. roof based solar, hydro, smaller wind turbines). Larger scale wind turbines and large solar farms are less likely to be acceptable. Do you agree?

Answer Choice		Response Percent	Response Total
1	Strongly agree	44.0%	395
2	Agree	33.1%	297
3	Neither agree nor disagree	8.9%	80
4	Disagree	10.0%	90
5	Strongly disagree	3.1%	28
6	I don't know	0.6%	5
7	Not applicable to me	0.2%	2
		answered	897
		skipped	9



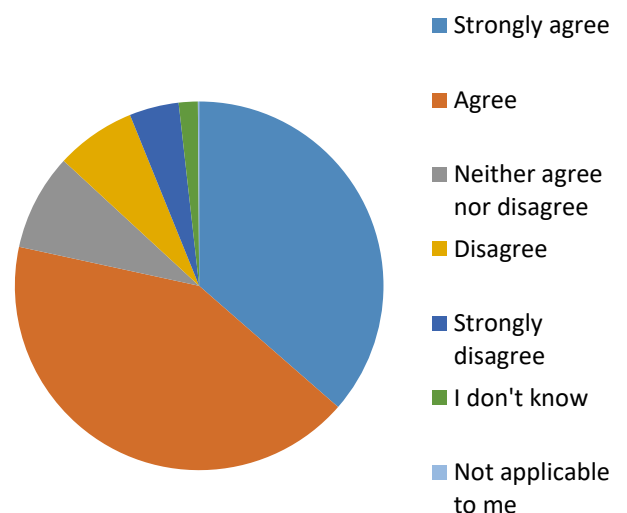
Q5. Our tried and tested approach is to only permit new build housing on small sites that are within or on the edge of settlements, and to restrict this to affordable housing that meets recognised local need. We believe it is appropriate to continue this approach. Do you agree?

Answer Choice		Response Percent	Response Total
1	Strongly agree	43.7%	392
2	Agree	34.7%	311
3	Neither agree nor disagree	6.6%	59
4	Disagree	8.2%	74
5	Strongly disagree	6.1%	55
6	I don't know	0.4%	4
7	Not applicable to me	0.2%	2
		answered	897
		skipped	9



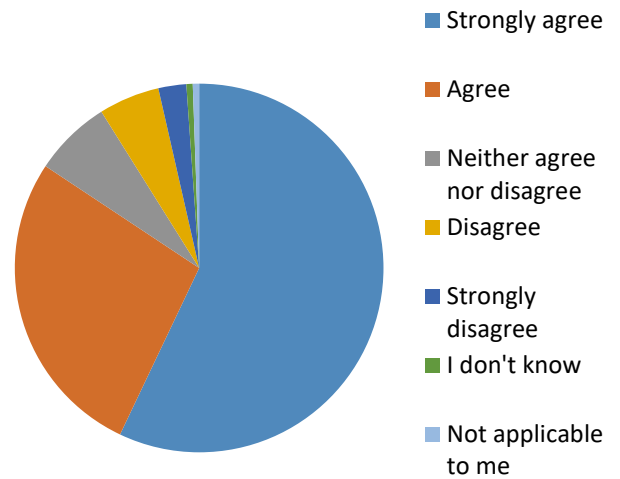
Q6. We think we should only continue to allow open market housing (i.e. housing that can be purchased by anybody) where it helps to regenerate a previously developed site or a building that has some cultural heritage value. This helps to minimise development on green field land and ensures settlements get a mix of housing types which meet community needs. Do you agree?

Answer Choice		Response Percent	Response Total
1	Strongly agree	36.4%	327
2	Agree	42.0%	377
3	Neither agree nor disagree	8.5%	76
4	Disagree	7.0%	63
5	Strongly disagree	4.3%	39
6	I don't know	1.7%	15
7	Not applicable to me	0.1%	1
		answered	898
		skipped	8



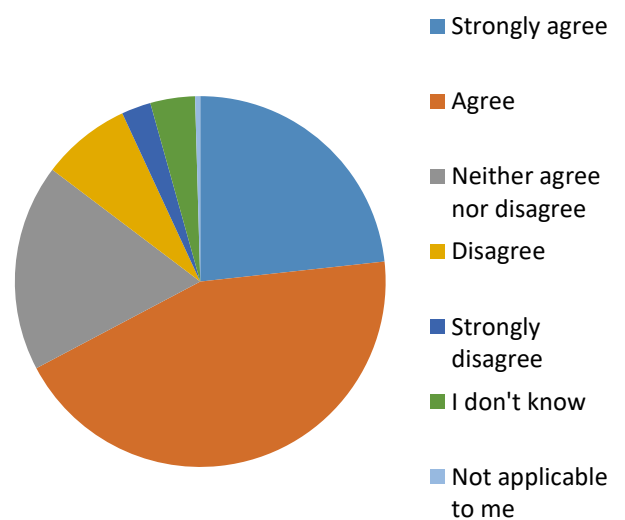
Q7. We think we should introduce a ‘primary occupancy clause’ so that open market housing is lived in permanently and cannot legally be used as holiday or second homes. This approach doesn’t prevent existing housing from being used in this way, but it recognises that community vibrancy is threatened if the housing we permit does not provide space for communities. Do you agree?

Answer Choice		Response Percent	Response Total
1	Strongly agree	57.1%	513
2	Agree	27.3%	245
3	Neither agree nor disagree	6.8%	61
4	Disagree	5.3%	48
5	Strongly disagree	2.4%	22
6	I don't know	0.6%	5
7	Not applicable to me	0.6%	5
answered			899
skipped			7



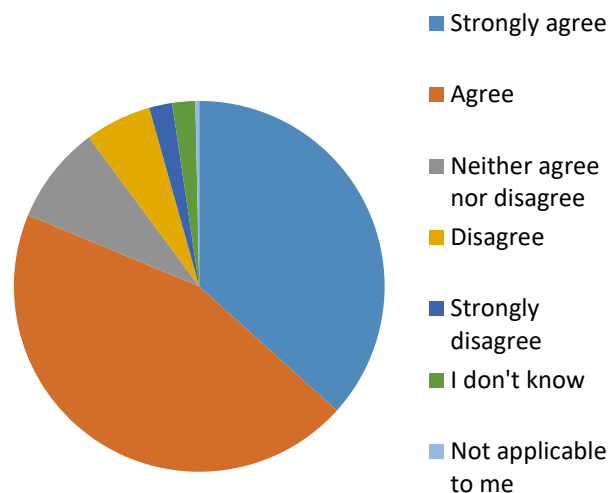
Q8. We believe we may need to plan for specialist needs, e.g. extra care developments, sheltered housing and more single storey accommodation, rather than an approach to “homes for all” which may be reused for all types of need. Bearing in mind the limited availability of suitable land to build housing in the National Park, do you agree?

Answer Choice		Response Percent	Response Total
1	Strongly agree	23.3%	209
2	Agree	44.0%	395
3	Neither agree nor disagree	18.0%	162
4	Disagree	7.8%	70
5	Strongly disagree	2.6%	23
6	I don't know	3.9%	35
7	Not applicable to me	0.4%	4
answered			898
skipped			8



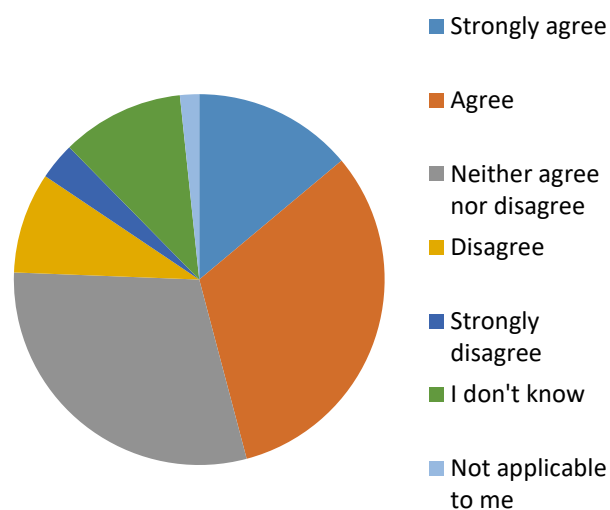
Q9. We think that if villages need development it should continue to happen organically and with the involvement and consent of the community (e.g. through a neighbourhood plan or a Community Land Trust) rather than by us drawing boundaries around settlements and identifying sites for development in the Local Plan. Do you agree?

Answer Choice		Response Percent	Response Total
1	Strongly agree	36.7%	329
2	Agree	44.6%	400
3	Neither agree nor disagree	8.6%	77
4	Disagree	5.8%	52
5	Strongly disagree	2.0%	18
6	I don't know	2.0%	18
7	Not applicable to me	0.3%	3
		answered	897
		skipped	9



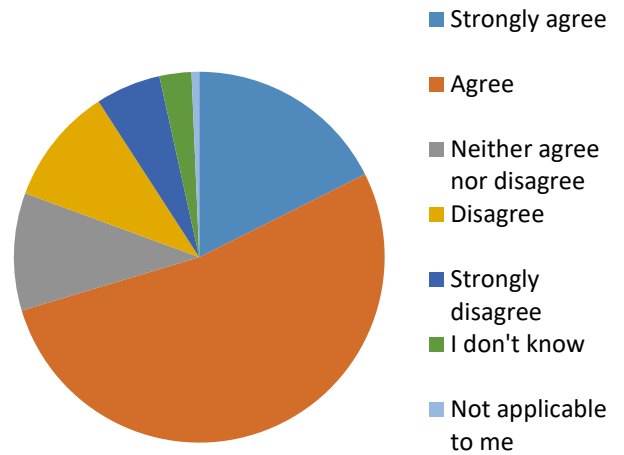
Q10. We think that the current settlement strategy that allows development in 63 named settlements across the National Park is the best balance for the National Park because it enables a sustainable approach to new development in places best served by local services and facilities. We don't think we should add or remove any settlements from the current list identified in Core Strategy Policy DS1. Do you agree?

Answer Choice		Response Percent	Response Total
1	Strongly agree	13.9%	125
2	Agree	32.0%	287
3	Neither agree nor disagree	29.7%	267
4	Disagree	8.8%	79
5	Strongly disagree	3.2%	29
6	I don't know	10.7%	96
7	Not applicable to me	1.7%	15
		answered	898
		skipped	8



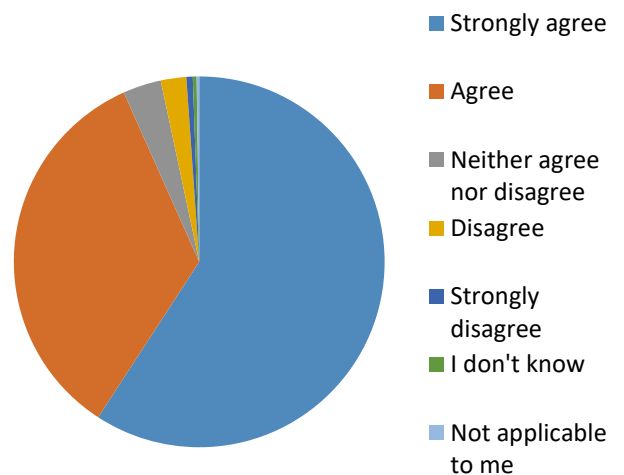
Q11. We acknowledge that it is becoming harder and harder to find good sites inside or on the edge of some of the 63 settlements so we don't rule out extensions or breakouts to achieve this, provided this can be done with community consent and without harming the valued cultural heritage of settlements and their settings, most notably their Conservation Areas. Do you agree?

Answer Choice		Response Percent	Response Total
1	Strongly agree	17.6%	158
2	Agree	52.7%	473
3	Neither agree nor disagree	10.3%	92
4	Disagree	10.3%	92
5	Strongly disagree	5.7%	51
6	I don't know	2.8%	25
7	Not applicable to me	0.7%	6
		answered	897
		skipped	9



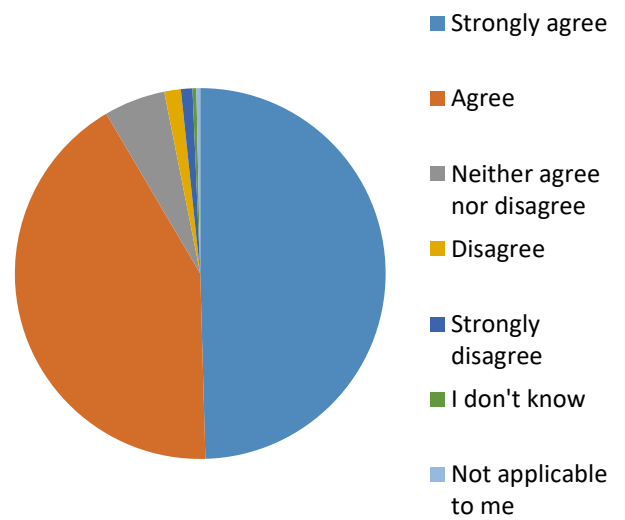
Q12. In order to achieve sustainable and thriving communities with easy access to services, we believe shops and community facilities should be located within existing settlements and their loss resisted. Do you agree?

Answer Choice		Response Percent	Response Total
1	Strongly agree	59.2%	532
2	Agree	34.1%	307
3	Neither agree nor disagree	3.3%	30
4	Disagree	2.2%	20
5	Strongly disagree	0.6%	5
6	I don't know	0.3%	3
7	Not applicable to me	0.2%	2
		answered	899
		skipped	7



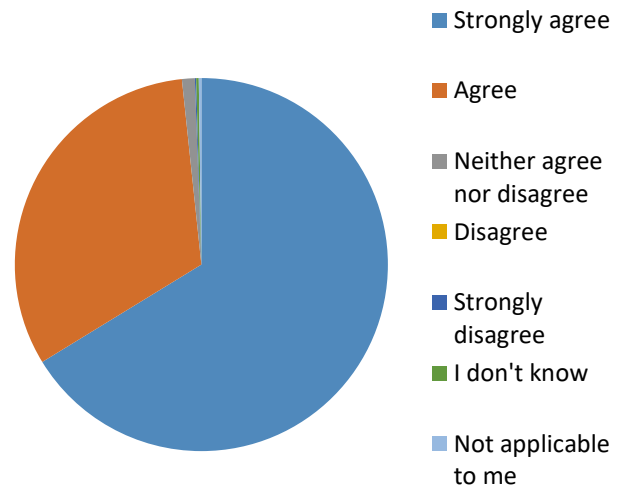
Q13. The design of new residential development should provide an attractive setting for residents that has a positive impact on their health and wellbeing and provides safe, walkable links to services and facilities. Do you agree?

Answer Choice		Response Percent	Response Total
1	Strongly agree	49.6%	445
2	Agree	42.0%	377
3	Neither agree nor disagree	5.3%	48
4	Disagree	1.4%	13
5	Strongly disagree	1.0%	9
6	I don't know	0.3%	3
7	Not applicable to me	0.3%	3
		answered	898
		skipped	8



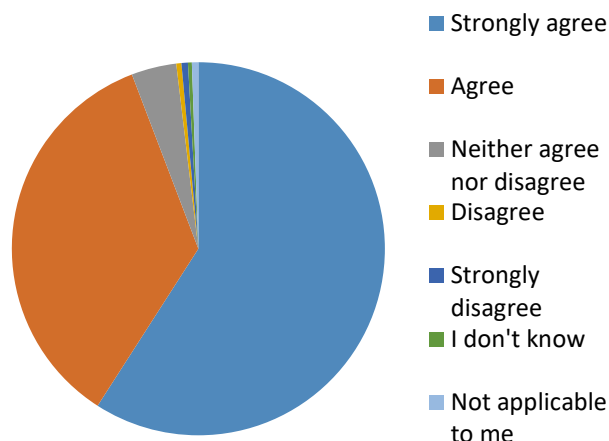
Q14. In order to sustain the future of community facilities, venues such as village halls and churches should be allowed to accommodate a mixture of uses such as social events, workspaces, clinics, out of school clubs etc. Do you agree?

Answer Choice		Response Percent	Response Total
1	Strongly agree	66.3%	595
2	Agree	32.1%	288
3	Neither agree nor disagree	1.1%	10
4	Disagree	0.0%	0
5	Strongly disagree	0.1%	1
6	I don't know	0.2%	2
7	Not applicable to me	0.2%	2
		answered	898
		skipped	8



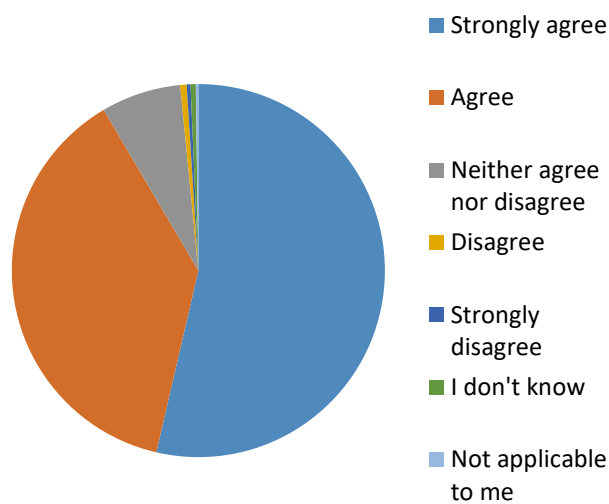
Q15. Health and well-being will be a theme running through our next Local Plan. We believe a strong contribution to health and well-being is to support communities to be as self-sufficient as possible e.g. through the availability of allotments, renewable energy sources and broadband. Do you agree?

Answer Choice		Response Percent	Response Total
1	Strongly agree	59.1%	530
2	Agree	35.1%	315
3	Neither agree nor disagree	3.9%	35
4	Disagree	0.4%	4
5	Strongly disagree	0.6%	5
6	I don't know	0.3%	3
7	Not applicable to me	0.6%	5
		answered	897
		skipped	9



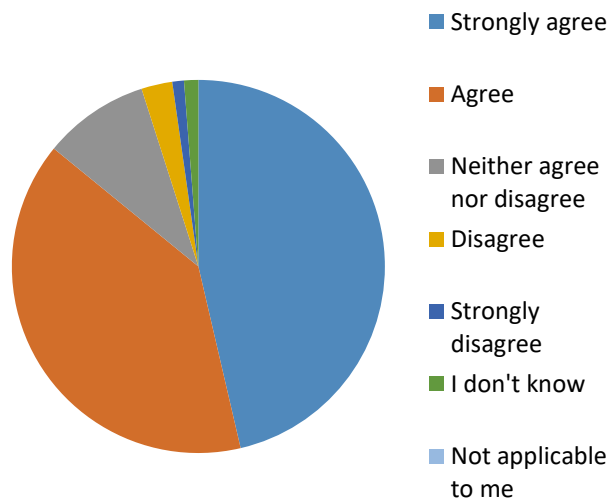
Q16. Our communities are surrounded by the National Park landscape. However, greenspaces within settlements offer different benefits including as a place to meet, for children’s play, natural areas for biodiversity, allotments and tree planting. All National Park communities should have easy or convenient access to greenspaces like these. Do you agree?

Answer Choice		Response Percent	Response Total
1	Strongly agree	53.6%	481
2	Agree	37.9%	340
3	Neither agree nor disagree	6.9%	62
4	Disagree	0.6%	5
5	Strongly disagree	0.3%	3
6	I don't know	0.4%	4
7	Not applicable to me	0.2%	2
		answered	897
		skipped	9



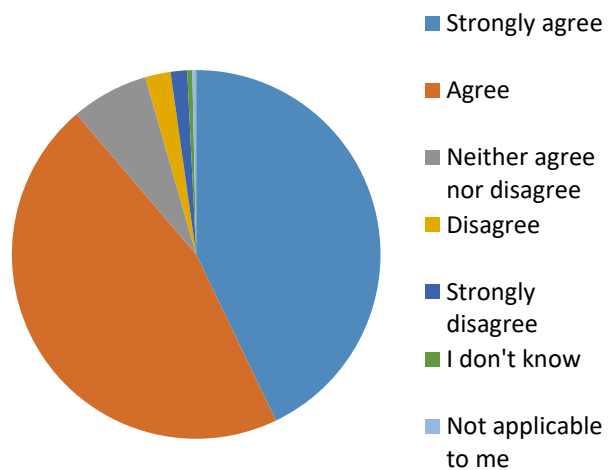
Q17. In order to conserve and enhance the National Park landscape we believe new economic development should also contribute to other plan aims, e.g. reducing the need to travel, adapting to and mitigating climate change, conserving traditional character and fostering net gains in wildlife. Do you agree?

Answer Choice		Response Percent	Response Total
1	Strongly agree	46.4%	414
2	Agree	39.5%	353
3	Neither agree nor disagree	9.2%	82
4	Disagree	2.7%	24
5	Strongly disagree	1.0%	9
6	I don't know	1.2%	11
7	Not applicable to me	0.0%	0
		answered	893
		skipped	13



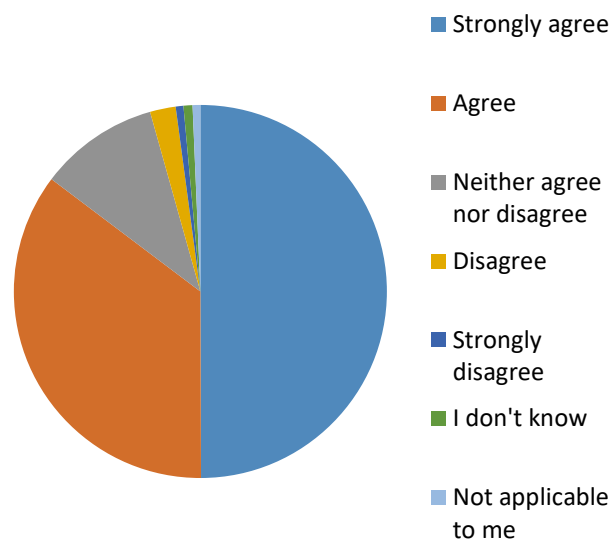
Q18. Whilst agriculture and tourism are the main economies of the National Park we should also support other types of businesses if they conserve and enhance the special qualities of the National Park and provide more varied job opportunities. Rather than developing new business parks these businesses could be directed to existing business sites, converted traditional farm buildings, above existing commercial buildings, or through home working. Do you agree?

Answer Choice		Response Percent	Response Total
1	Strongly agree	42.9%	385
2	Agree	45.9%	412
3	Neither agree nor disagree	6.8%	61
4	Disagree	2.2%	20
5	Strongly disagree	1.4%	13
6	I don't know	0.4%	4
7	Not applicable to me	0.3%	3
		answered	898
		skipped	8



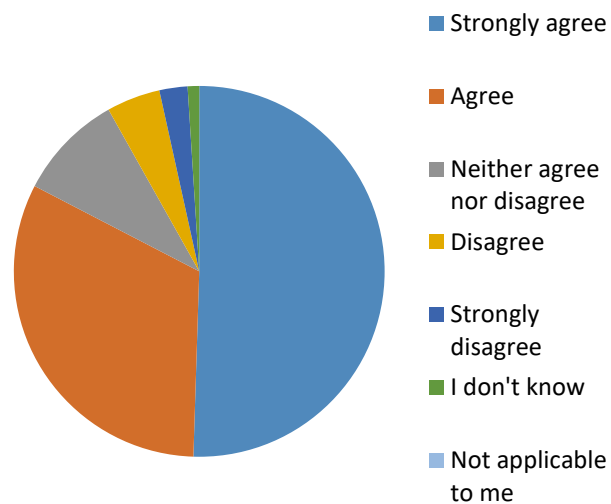
Q19. In order to support new businesses to succeed we should require all new business development to facilitate high speed broadband connections for their users. Do you agree?

Answer Choice		Response Percent	Response Total
1	Strongly agree	49.9%	448
2	Agree	35.3%	317
3	Neither agree nor disagree	10.4%	93
4	Disagree	2.2%	20
5	Strongly disagree	0.7%	6
6	I don't know	0.8%	7
7	Not applicable to me	0.7%	6
		answered	897
		skipped	9



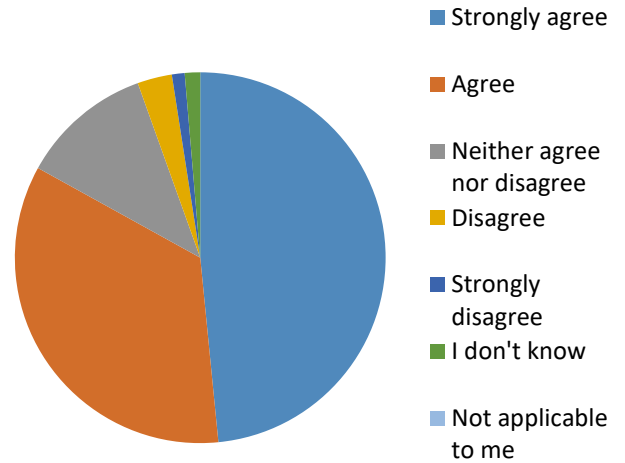
Q20. We believe in order to create thriving ecosystems that are full of life we need to make more space for nature and to manage the land differently, or in some places just let nature take its course. This will create a different landscape – it could become wetter and more wooded for example. We believe the Peak District’s landscapes should be allowed to change in a way that enables and promotes the recovery of nature and increases its biodiversity. Do you agree?

Answer Choice		Response Percent	Response Total
1	Strongly agree	50.5%	453
2	Agree	32.1%	288
3	Neither agree nor disagree	9.3%	83
4	Disagree	4.7%	42
5	Strongly disagree	2.5%	22
6	I don't know	1.0%	9
7	Not applicable to me	0.0%	0
		answered	897
		skipped	9



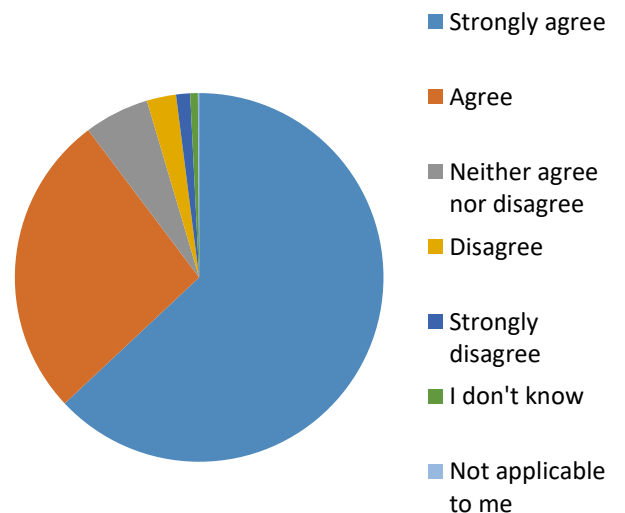
Q21. Government guidance says that local plans should identify, map and safeguard wildlife-rich habitats, the ‘stepping-stones’ that connect them and ‘areas for habitat management, enhancement, restoration or creation’. We could create a ‘spatial plan’ for nature-recovery where these areas are clearly mapped alongside the planning policies. Applications for development should be considered in accordance with a spatial plan for nature recovery as well as other policies relating to landscape character. Do you agree?

Answer Choice		Response Percent	Response Total
1	Strongly agree	48.4%	434
2	Agree	34.6%	310
3	Neither agree nor disagree	11.5%	103
4	Disagree	3.0%	27
5	Strongly disagree	1.1%	10
6	I don't know	1.3%	12
7	Not applicable to me	0.0%	0
		answered	896
		skipped	10



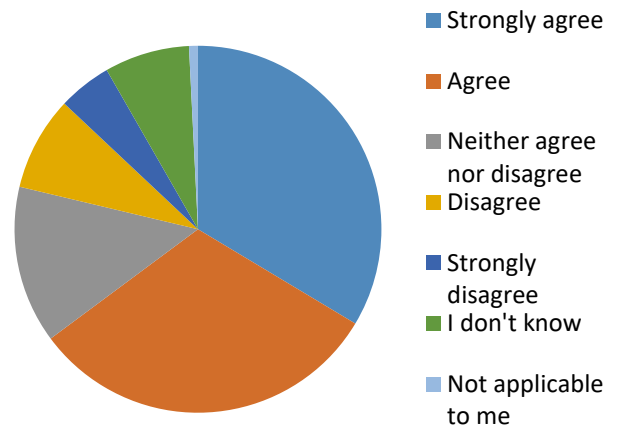
Q22. In the remote uplands and other wilder areas, which we call “Natural Zone” no development will normally be permitted. This is an important principle to protect the wilder areas of the National Park. We believe any exception to this must support nature recovery. Do you agree?

Answer Choice		Response Percent	Response Total
1	Strongly agree	63.0%	564
2	Agree	26.7%	239
3	Neither agree nor disagree	5.7%	51
4	Disagree	2.6%	23
5	Strongly disagree	1.2%	11
6	I don't know	0.7%	6
7	Not applicable to me	0.1%	1
		answered	895
		skipped	11



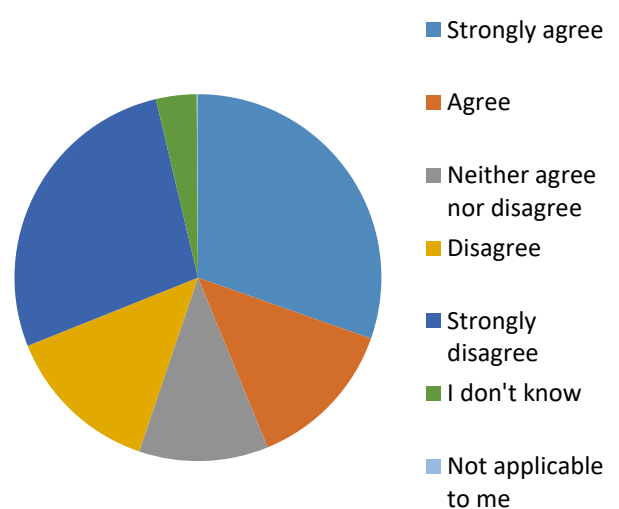
Q23. Current policy restricts new road building in the National Park in principle, but where it is essential requires net environmental enhancement. This approach has been successful and generally ensures early engagement with scheme promoters. But in light of the desire for trans-Pennine (Sheffield and Manchester) connectivity, is this still the correct approach?

Answer Choice		Response Percent	Response Total
1	Strongly agree	33.6%	300
2	Agree	31.2%	279
3	Neither agree nor disagree	13.9%	124
4	Disagree	8.3%	74
5	Strongly disagree	4.7%	42
6	I don't know	7.5%	67
7	Not applicable to me	0.8%	7
		answered	893
		skipped	13



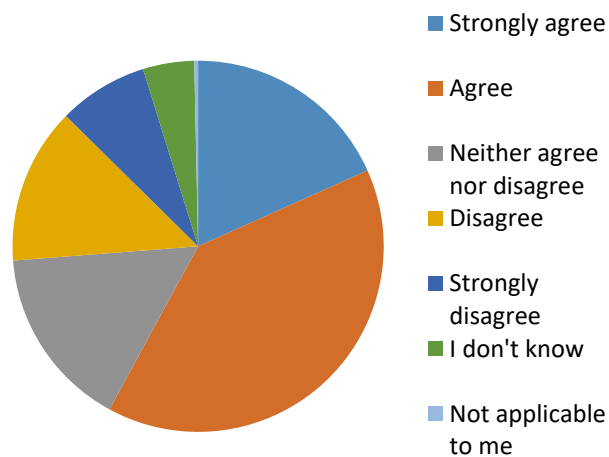
Q24. The current policy approach safeguards the former Matlock to Buxton (Monsal Trail) and Woodhead (Trans Pennine Trail) railway routes for future rail use. Given the popularity of both of these trails, should the policy switch to safeguard their use as trails?

Answer Choice		Response Percent	Response Total
1	Strongly agree	30.4%	272
2	Agree	13.4%	120
3	Neither agree nor disagree	11.4%	102
4	Disagree	13.7%	123
5	Strongly disagree	27.4%	245
6	I don't know	3.6%	32
7	Not applicable to me	0.1%	1
		answered	895
		skipped	11



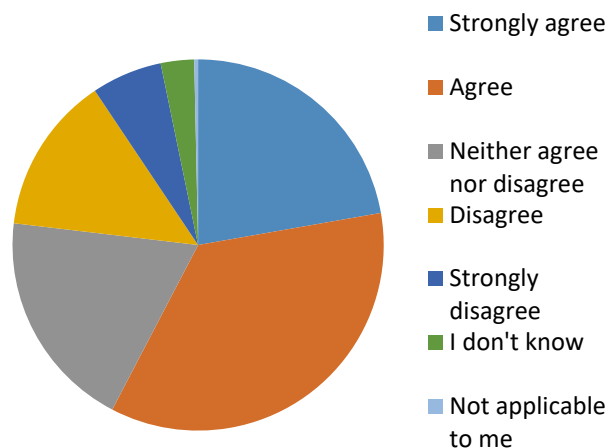
Q25. As the planning Authority, the National Park Authority has control over the development of new off-street car parks. New or enlarged car parks are not normally permitted. However we recognise that the private car is the main mode of transport for most of our residents, businesses and visitors. For this reason new off-road parking could be permitted so long as there was a clear demonstrable need that delivered local benefit. Is the current approach still appropriate in light of wider aspirations on climate change?

Answer Choice		Response Percent	Response Total
1	Strongly agree	18.3%	164
2	Agree	39.6%	355
3	Neither agree nor disagree	15.8%	142
4	Disagree	13.6%	122
5	Strongly disagree	7.8%	70
6	I don't know	4.5%	40
7	Not applicable to me	0.3%	3
answered			896
skipped			10



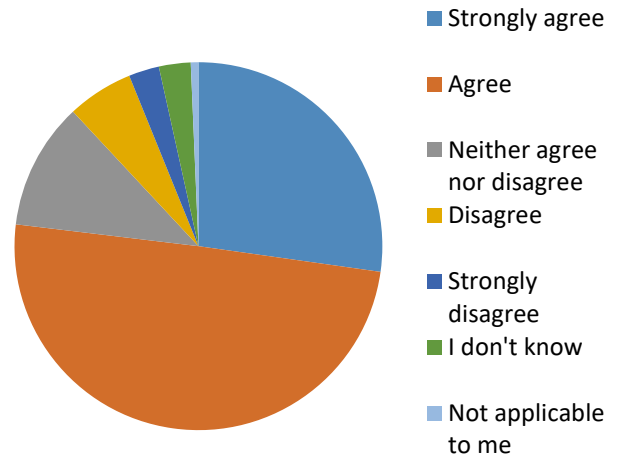
Q26. The majority of recreation sites are easily accessible by car, but less so by public transport. Should larger recreation and tourism development be restricted to hub sites that can be accessed by non-car means?

Answer Choice		Response Percent	Response Total
1	Strongly agree	22.2%	199
2	Agree	35.4%	317
3	Neither agree nor disagree	19.2%	172
4	Disagree	13.7%	123
5	Strongly disagree	6.1%	55
6	I don't know	2.9%	26
7	Not applicable to me	0.3%	3
answered			895
skipped			11



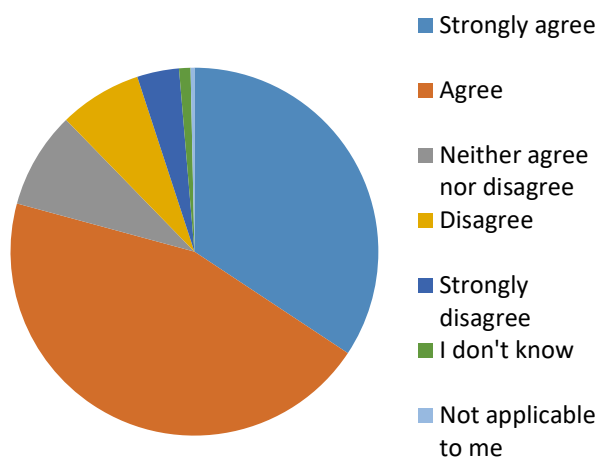
Q27. Current policy restricts new build hotel accommodation outside of Bakewell to brownfield sites that can also enhance the local environment. With a mind to sustainable tourism supporting green recovery we feel this approach should continue in order to support national park purposes for conservation and recreation. This would offer wider opportunities to enjoy the area without competing with larger hotels in our surrounding market towns. Do you agree?

Answer Choice		Response Percent	Response Total
1	Strongly agree	27.2%	244
2	Agree	49.7%	445
3	Neither agree nor disagree	11.2%	100
4	Disagree	5.8%	52
5	Strongly disagree	2.7%	24
6	I don't know	2.8%	25
7	Not applicable to me	0.7%	6
<i>answered</i>			896
<i>skipped</i>			10



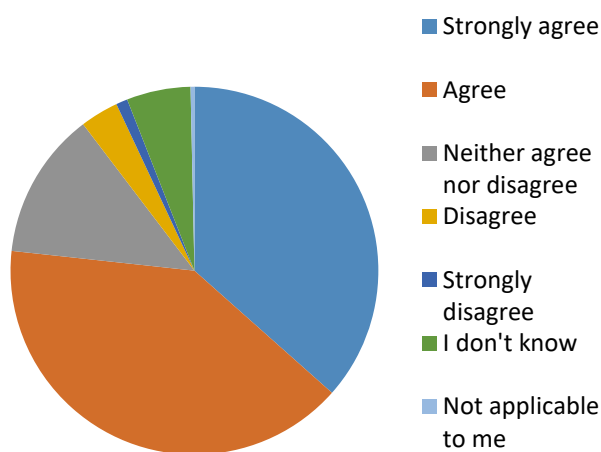
Q28. In the open countryside current policies prevent the provision of new static caravans, chalets and lodges, but do give scope for touring caravans and tents plus newer year-round products such as affordable camping pods and shepherd huts at appropriate locations. We believe this is still the best balance in order to protect the landscape and promote enjoyment of it. Do you agree?

Answer Choice		Response Percent	Response Total
1	Strongly agree	34.3%	307
2	Agree	44.9%	402
3	Neither agree nor disagree	8.5%	76
4	Disagree	7.3%	65
5	Strongly disagree	3.7%	33
6	I don't know	1.0%	9
7	Not applicable to me	0.3%	3
		answered	895
		skipped	11



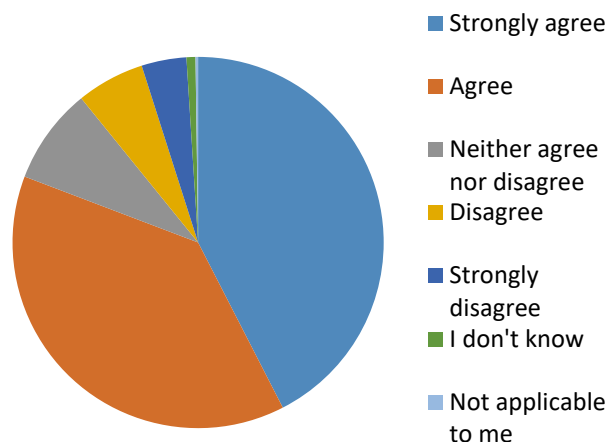
Q29. Bearing in mind the impact on landscape character and eco-system function we believe policies for water security, flow and supply should focus on moorland management (i.e. keeping the land wet through moss regeneration and gully blocking) rather than actively safeguarding areas where new reservoirs might be required in the future? Do you agree?

Answer Choice		Response Percent	Response Total
1	Strongly agree	36.6%	325
2	Agree	40.2%	357
3	Neither agree nor disagree	12.9%	115
4	Disagree	3.4%	30
5	Strongly disagree	1.0%	9
6	I don't know	5.6%	50
7	Not applicable to me	0.3%	3
		answered	889
		skipped	17



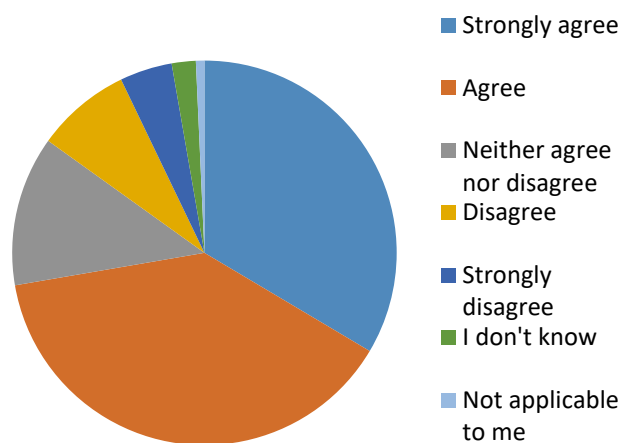
Q30. The Covid-19 pandemic has highlighted the increasing importance of telecommunications and broadband connectivity. Changes to “Permitted Development” have loosened planning control over telecommunications infrastructure. Further proposed changes in support of rollout of the 5G network are likely to remove some additional control. We believe policies should still focus on controlling the location and height of new masts as well as influencing their design and encouraging mast sharing. Do you agree?

Answer Choice		Response Percent	Response Total
1	Strongly agree	42.5%	380
2	Agree	38.3%	343
3	Neither agree nor disagree	8.4%	75
4	Disagree	5.9%	53
5	Strongly disagree	3.9%	35
6	I don't know	0.8%	7
7	Not applicable to me	0.2%	2
		answered	895
		skipped	11



Q31. Strategic policies seek to gradually reduce the impacts and extent of quarries in order to reach a sustainable level that is compatible with the special qualities of the National Park. We believe this approach should continue and that policies should mainly support small minerals sites for building and roofing stone for use primarily in the national park. Do you agree?

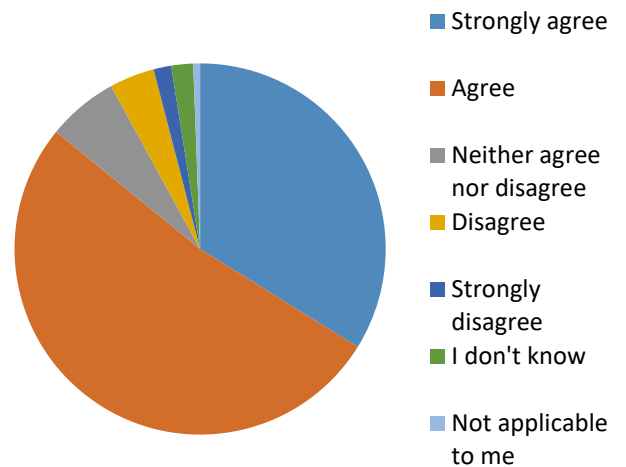
Answer Choice		Response Percent	Response Total
1	Strongly agree	33.5%	282
2	Agree	38.8%	326
3	Neither agree nor disagree	12.6%	106
4	Disagree	8.0%	67
5	Strongly disagree	4.4%	37
6	I don't know	2.0%	17
7	Not applicable to me	0.7%	6
		answered	841
		skipped	65*



*this question was a late addition and those completing the survey before it was added were recorded as 'skipped'

Q32. We believe that The National Park is not an appropriate place for larger scale tip or recycling sites, but we believe that it is appropriate to allow waste to be managed at a small scale, in the community it arises, in order to avoid the impacts of it being transferred outside the National Park. Do you agree?

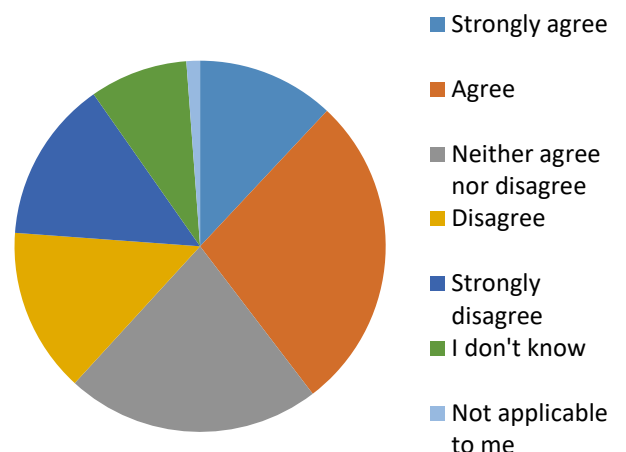
Answer Choice		Response Percent	Response Total
1	Strongly agree	33.8%	285
2	Agree	52.0%	438
3	Neither agree nor disagree	6.2%	52
4	Disagree	3.9%	33
5	Strongly disagree	1.5%	13
6	I don't know	1.9%	16
7	Not applicable to me	0.6%	5
		answered	842
		skipped	64*



*this question was a late addition and those completing the survey before it was added were recorded as 'skipped'

Q33. The Environment Act imposed end dates of 2042 for existing mineral operations with old mineral permissions. In some cases the permitted reserves of mineral will not be extracted by that date. Should these permissions be extended in time to allow all the reserves to be exhausted?

Answer Choice		Response Percent	Response Total
1	Strongly agree	12.0%	101
2	Agree	27.6%	233
3	Neither agree nor disagree	22.2%	187
4	Disagree	14.4%	121
5	Strongly disagree	14.1%	119
6	I don't know	8.5%	72
7	Not applicable to me	1.2%	10
		answered	843
		skipped	63*

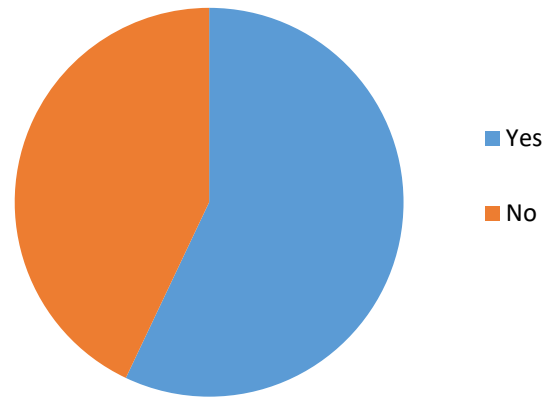


*this question was a late addition and those completing the survey before it was added were recorded as 'skipped'

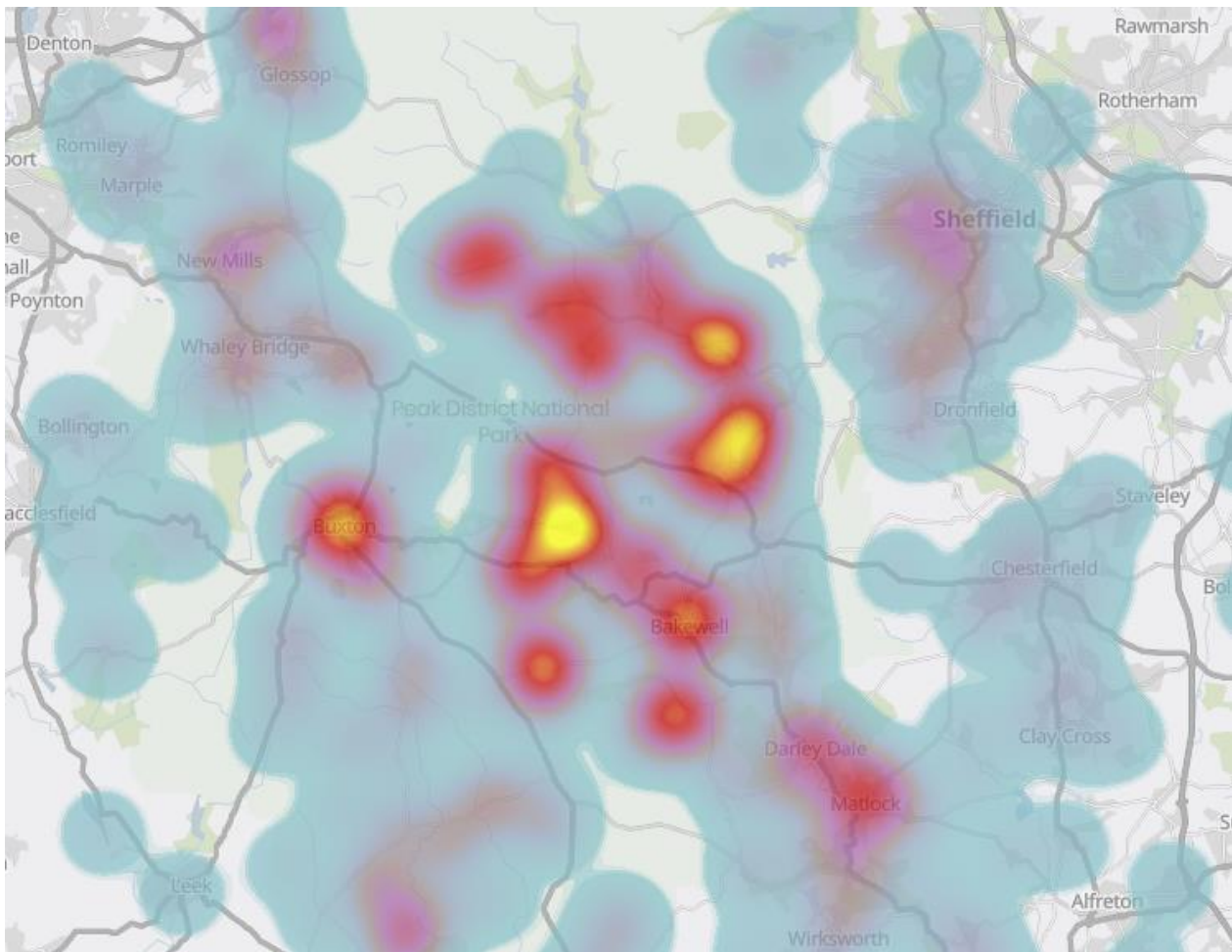
Q34. 'Any other comments' question summarised separately

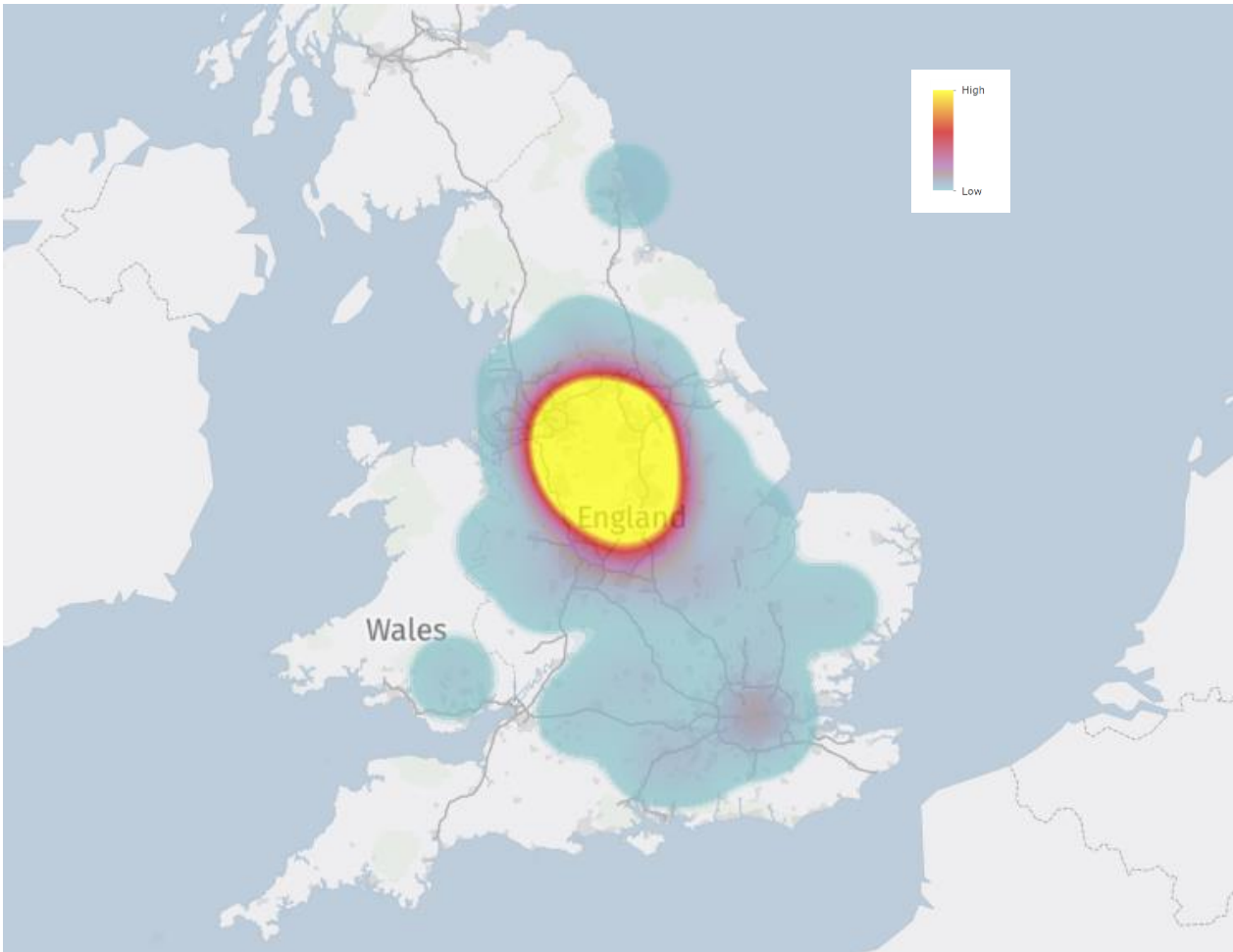
Q35. Are you a peak district national park resident?

Answer Choice		Response Percent	Response Total
1	Yes	57.0%	510
2	No	43.0%	384
		answered	894
		skipped	12



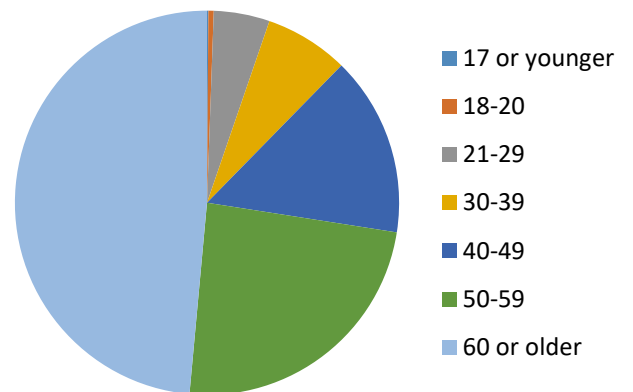
Q36. What is your full postcode?





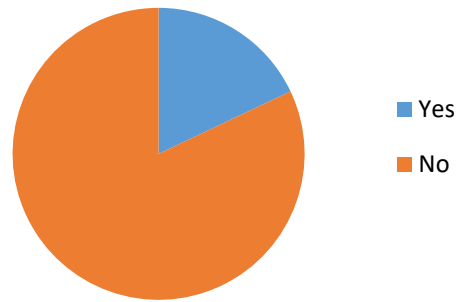
Q37. What age are you?

Answer Choice		Response Percent	Response Total
1	17 or younger	0.1%	1
2	18-20	0.4%	4
3	21-29	4.7%	42
4	30-39	7.1%	63
5	40-49	15.1%	135
6	50-59	24.0%	214
7	60 or older	48.5%	433
		answered	892
		skipped	14



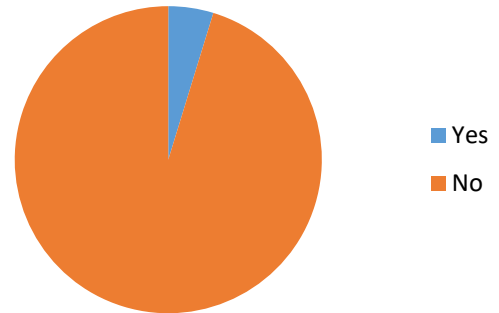
Q39. Do you run a business in the National Park?

Answer Choice		Response Percent	Response Total
1	Yes	18.0%	159
2	No	82.0%	726
		<i>answered</i>	885
		<i>skipped</i>	21



Q40. Do you run a farm in the National Park?

Answer Choice		Response Percent	Response Total
1	Yes	4.7%	42
2	No	95.3%	843
		<i>answered</i>	885
		<i>skipped</i>	21



Q41. Do you work in the National Park?

Answer Choice		Response Percent	Response Total
1	Yes	32.2%	286
2	No	67.8%	601
		<i>answered</i>	887
		<i>skipped</i>	19

