

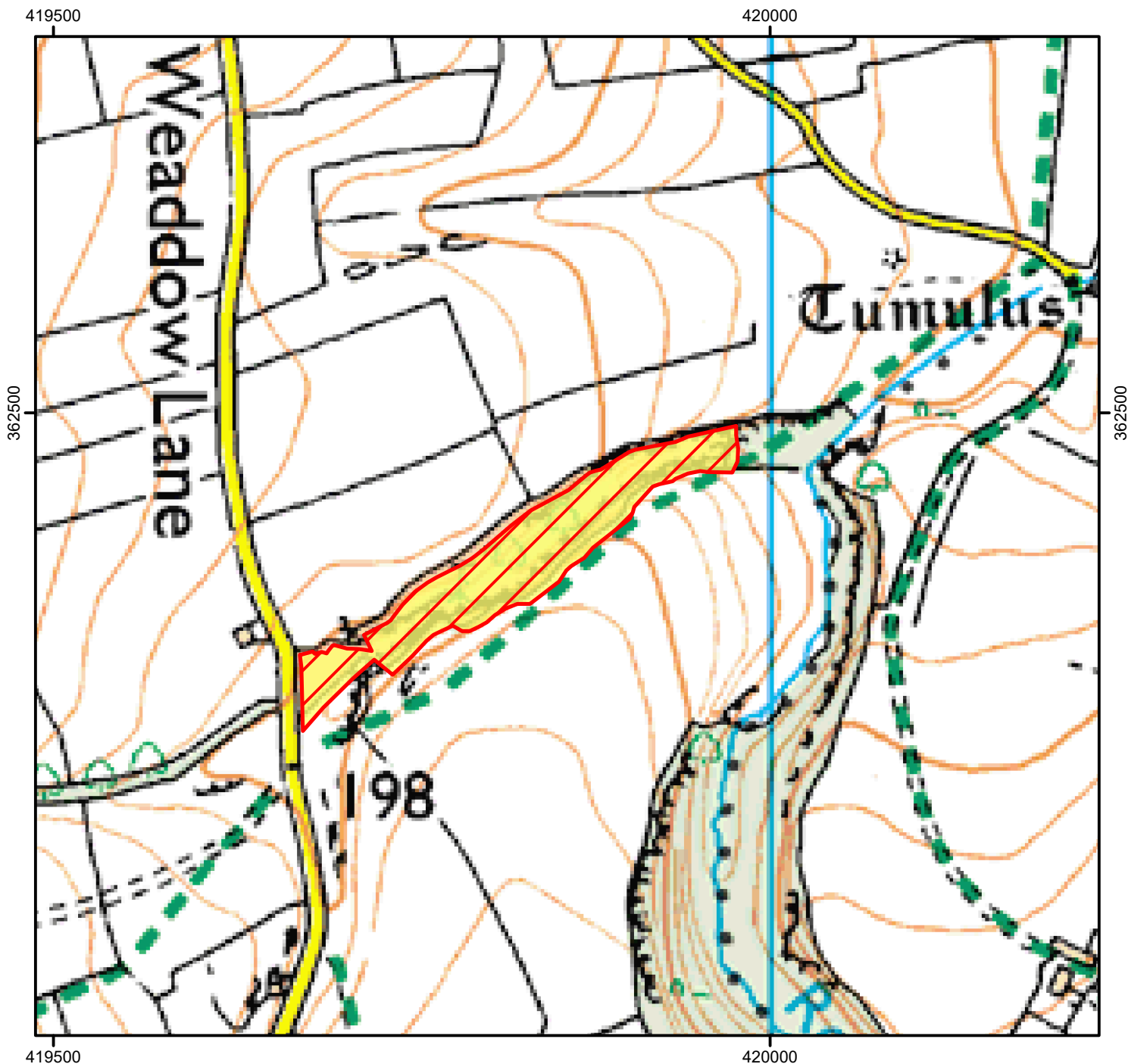
NATURAL
ENGLAND

NO OPEN ACCESS

The open access land shown hatched on the map below is temporarily closed at the land manager's discretion. This does not affect Public Rights of Way


Closed 2024 April 8-11, May 12, 16-18, June 20-21, July 19, Sep 16-20, Oct 1-4, Dec 20-22


Case Number: 2024030134




0 100 200 Metres

© Crown Copyright and database right 2024
Ordnance Survey 100022021

 Restricted Open Access Land

 Open Access Land



For more information call the Open Access Contact Centre on 0300 060 2091
or visit our website at www.gov.uk/right-of-way-open-access-land/use-your-right-to-roam